

Scaled data based on original data using
LM-79-08 Approved Method: Electrical and Photometric Measurements of Solid-
State Lighting Products

Test Report Prepared for
Cooper Lighting Solutions
(formerly Eaton)

Brand: McGRAW-EDISON

Report Number: P226276

Luminaire Tested: **ISW-AF-600-LED-E1-T2-7030**

Issue Date: 3/3/2020

Test Information

Test Method: LM-79-08
Report Number: P226276
TEST IS SCALED FROM IESNA LM-79-08 TEST DATA (P35937)
Test Lab: INNOVATION CENTER-P3
Issue Date: 3/3/2020
Manufacturer: COOPER LIGHTING SOLUTIONS (FORMERLY EATON)
Product Line: MCGRAW-EDISON
Catalog Number: ISW-AF-600-LED-E1-T2-7030
Description: IMPACT ELITE LED WEDGE LUMINAIRE
LIGHT SQUARE WITH ACCULED OPTICS-TYPE II
Light Source: (16) 3000K CCT, 70 CRI LEDs
Ballast/Driver: ELECTRONIC DRIVER

Summary

Lumens per Lamp: N/A
Luminaire Lumens: 3621.7 lumens
Efficiency: N/A
Efficacy: 107.5 lumens/watt
Luminous Opening: Rectangular (W 0.5' x L: 0.5' x H: 0')
IES Classification: Type II - Medium - Cutoff
BUG Rating: B1 - U1 - G1

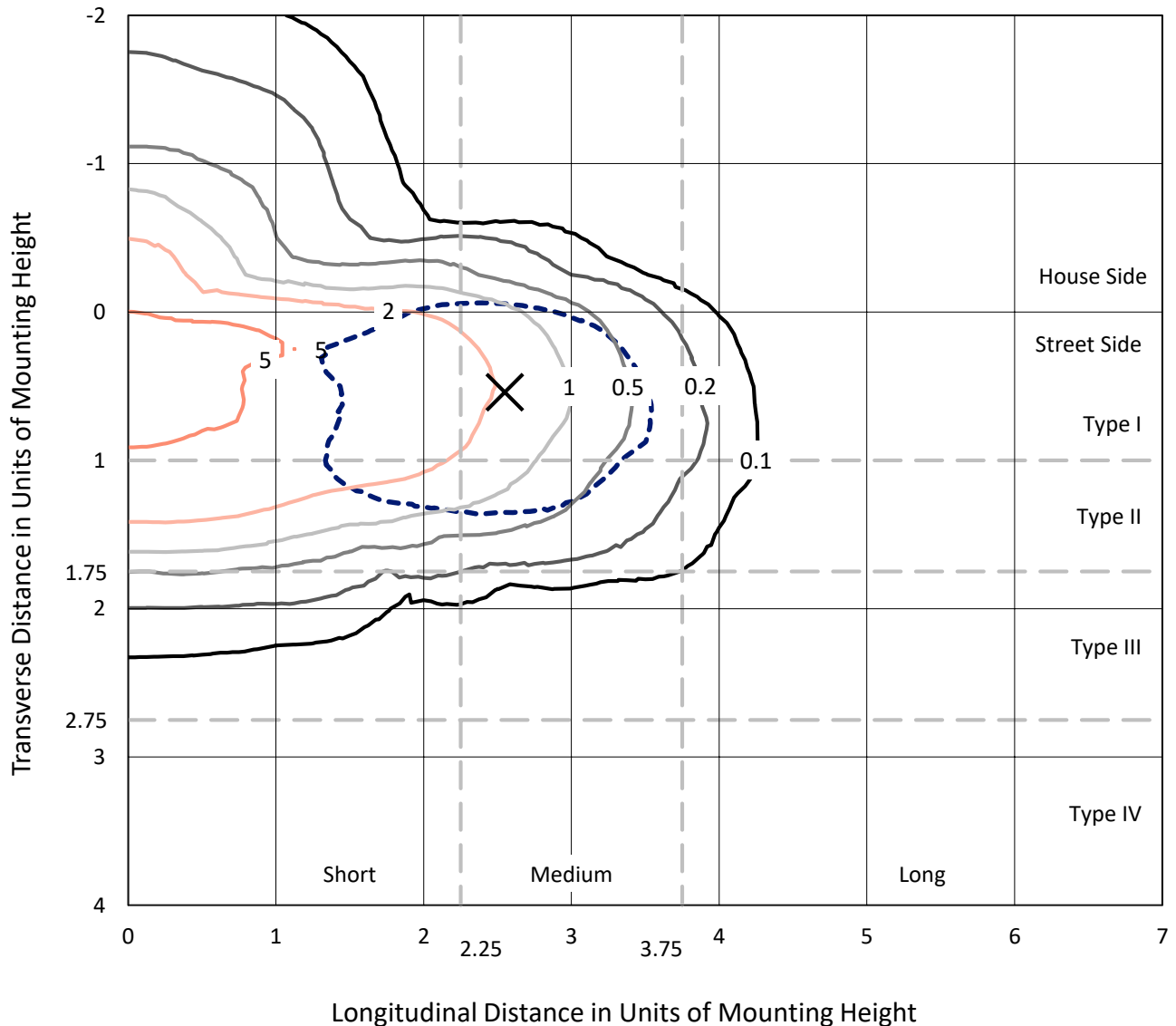
Input Watts (W): 33.7
Input Voltage (V): 120
Input Current (Ain): NR
Voltage Rise (V): NR
Power Factor: NR
Total Harmonic Distortion (THDi): NR
Frequency (hertz): 60
Stabilization Time: NR
Operation Time: NR
Ambient Temperature (°C): NR
Test Distance: 25 FT



REPORT NUMBER: P226276
 CATALOG NUMBER: ISW-AF-600-LED-E1-T2-7030

Iso-Footcandle Lines of Horizontal Illumination

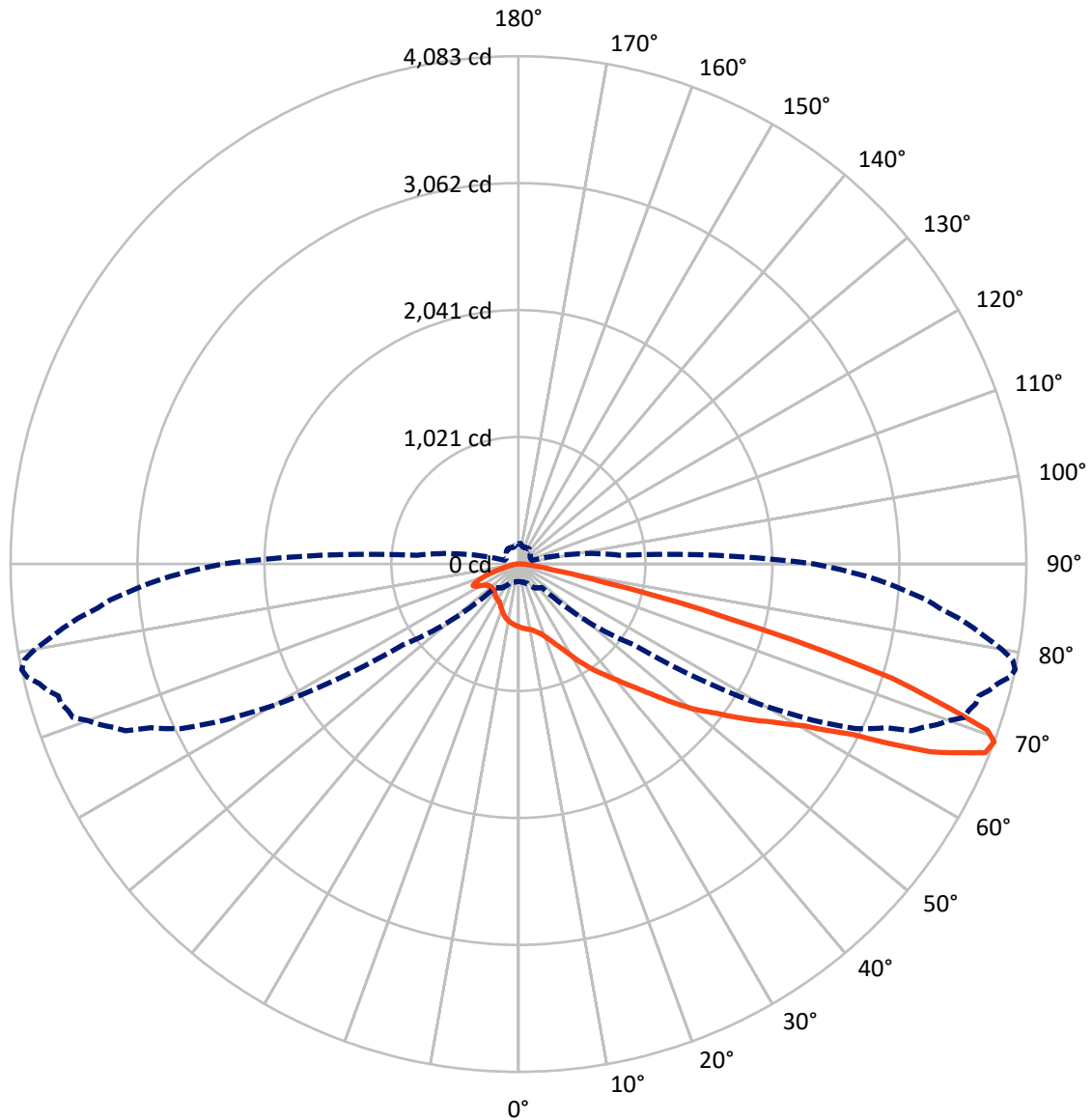
× Max cd
 - - - 1/2 Max cd



Based on 10 foot mounting height. Maximum calculated value = 6.5 fc
 Type II - Medium - Cutoff

REPORT NUMBER: P226276
CATALOG NUMBER: ISW-AF-600-LED-E1-T2-7030

Luminous Intensity Polar Plot



— Vertical Plane Through 78-Deg Lateral - - - Horizontal Cone Through 69-Deg Vertical

REPORT NUMBER: P226276

CATALOG NUMBER: ISW-AF-600-LED-E1-T2-7030

FLUX DISTRIBUTION:

		Downward	Upward	Total
House Side	Lumens	662.2	1.3	663.5
	% Fixture	18.3	0.0	18.3
Street Side	Lumens	2957.7	0.6	2958.3
	% Fixture	81.7	0.0	81.7
Total	Lumens	3619.9	1.9	3621.7
	% Fixture	99.9	0.1	100.0

Coefficient of Utilization

ZONAL LUMENS:

Zone	Lumens	% Fixture
0°-10°	46.8	1.3
10°-20°	141.2	3.9
20°-30°	253.2	7.0
30°-40°	413.3	11.4
40°-50°	611.3	16.9
50°-60°	798.2	22.0
60°-70°	892.7	24.6
70°-80°	400.8	11.1
80°-90°	62.5	1.7
90°-100°	1.9	0.1
100°-110°	0.0	0.0
110°-120°	0.0	0.0
120°-130°	0.0	0.0
130°-140°	0.0	0.0
140°-150°	0.0	0.0
150°-160°	0.0	0.0
160°-170°	0.0	0.0
170°-180°	0.0	0.0
0°-90°	3619.9	99.9
0°-180°	3621.7	100.0



REPORT NUMBER: P226276

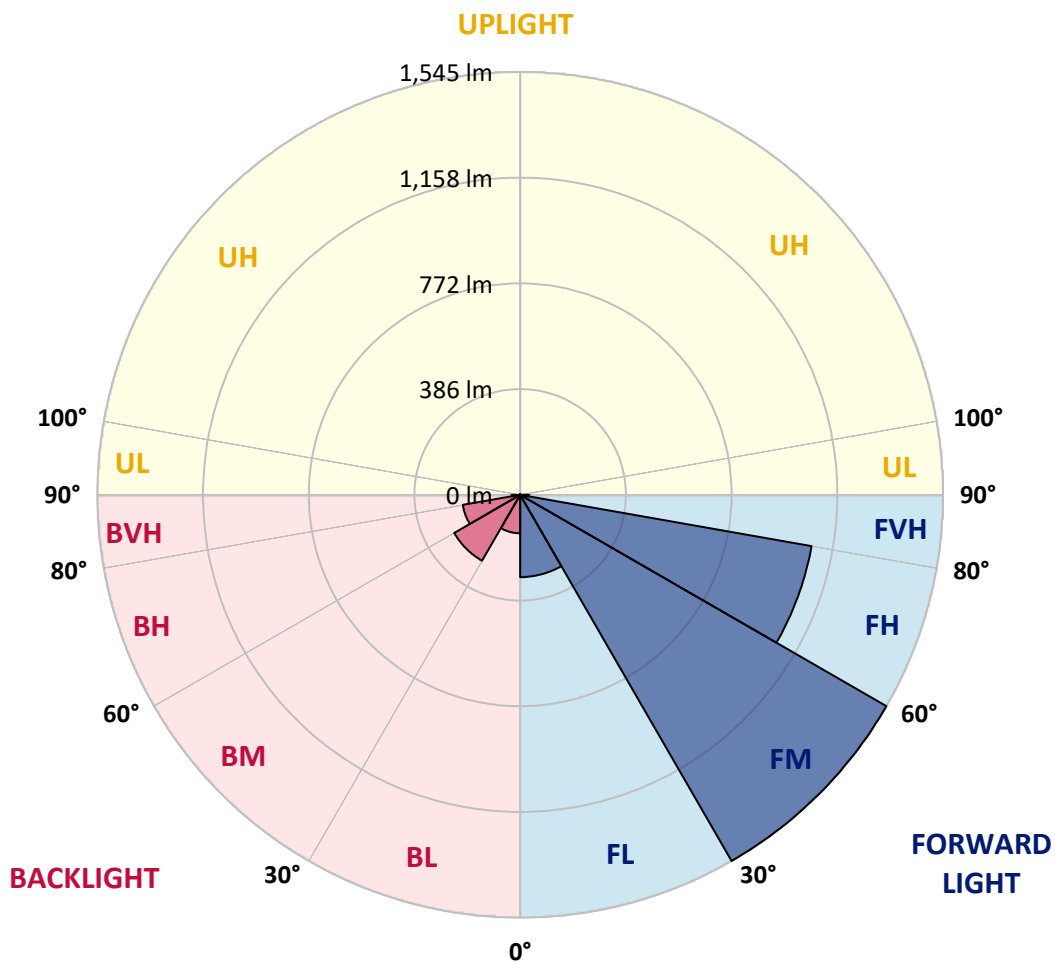
CATALOG NUMBER: ISW-AF-600-LED-E1-T2-7030

LUMINAIRE CLASSIFICATION SYSTEM LUMEN TABLE AND BUG RATING:

Zone		Lumens	% Fixture	Zone Rating/Lumen Limit		
				B	U	G
FL	(0°-30°)	300.6	8.3			
FM	(30°-60°)	1544.5	42.6			
FH	(60°-80°)	1080.6	29.8			G1/1800
FVH	(80°-90°)	31.9	0.9			G1/100
BL	(0°-30°)	140.5	3.9	B1/500		
BM	(30°-60°)	278.2	7.7	B1/1000		
BH	(60°-80°)	212.8	5.9	B1/500		G1/500
BVH	(80°-90°)	30.6	0.8			G1/100
UL	(90°-100°)	1.9	0.1		U1/10	
UH	(100°-180°)	1.3	0.0		U1/10	

BUG Rating: B1-U1-G1

Type II Medium





REPORT NUMBER: P226276
 CATALOG NUMBER: ISW-AF-600-LED-E1-T2-7030

CANDELA DISTRIBUTION (FULL):

	0°	5°	15°	25°	35°	45°	55°	60°	61°	62°	64°
0°	503.7	503.7	503.7	503.7	503.7	503.7	503.7	503.7	503.7	503.7	503.7
2.5°	539.4	539.4	537.9	536.8	535.2	531.0	524.7	523.7	523.1	522.1	521.0
5°	578.9	574.7	575.7	573.1	567.3	559.9	548.4	542.6	539.4	538.9	536.8
7.5°	610.9	611.5	609.9	604.6	596.7	587.8	572.0	563.1	560.5	558.9	555.2
10°	634.1	632.5	631.4	630.4	624.1	616.7	596.7	585.7	583.6	579.4	575.2
12.5°	650.9	650.9	650.9	649.8	646.2	640.4	624.6	613.6	610.9	605.2	601.5
15°	669.3	667.2	665.1	663.5	664.0	664.0	652.5	644.1	639.9	636.7	629.3
17.5°	708.7	704.0	699.3	693.0	683.0	680.3	679.8	679.3	673.5	673.0	665.6
20°	742.4	738.2	734.0	727.7	713.5	698.2	706.1	713.5	712.4	712.9	709.3
22.5°	783.9	780.8	772.3	765.0	746.6	728.2	729.2	745.0	747.1	749.2	750.3
25°	840.7	839.1	825.4	811.3	790.2	772.9	756.6	776.0	780.2	785.0	794.4
27.5°	898.0	894.3	879.6	867.0	840.7	822.3	799.7	810.2	816.5	825.4	840.2
30°	972.1	962.1	956.9	928.5	904.3	877.5	858.0	861.2	860.1	870.7	893.3
32.5°	1079.4	1063.6	1037.3	1008.9	980.5	944.8	928.5	928.0	925.3	937.4	950.1
35°	1137.2	1133.5	1117.2	1088.9	1057.8	1024.2	1013.7	1003.7	1005.3	1011.6	1016.3
37.5°	1199.8	1196.6	1184.0	1168.2	1144.6	1163.0	1104.6	1089.9	1083.1	1079.9	1081.5
40°	1227.1	1229.8	1236.6	1239.2	1225.6	1313.9	1198.7	1150.4	1148.3	1143.5	1138.8
42.5°	1232.9	1239.7	1253.4	1283.4	1296.5	1489.0	1276.5	1218.2	1209.8	1206.1	1206.6
45°	1253.9	1264.5	1267.1	1294.4	1356.5	1497.9	1364.4	1278.1	1271.8	1271.3	1268.1
47.5°	1304.9	1319.1	1319.1	1331.2	1390.1	1515.2	1394.3	1338.1	1333.9	1331.8	1340.2
50°	1312.3	1331.2	1369.1	1408.0	1450.6	1529.4	1428.5	1403.3	1404.8	1409.6	1434.3
52.5°	1187.7	1206.6	1306.5	1421.1	1559.9	1568.3	1480.0	1490.0	1500.5	1523.7	1568.9
55°	1018.4	1032.1	1150.4	1333.9	1564.1	1716.1	1609.4	1637.2	1659.3	1666.1	1737.1
57.5°	801.8	820.7	941.1	1179.3	1460.6	1758.1	1906.9	1919.6	1894.8	1917.5	1943.2
60°	434.3	432.2	599.9	852.8	1242.9	1680.3	2194.0	2410.6	2415.9	2450.6	2409.0
62.5°	242.9	242.9	291.3	438.0	799.7	1421.7	2331.8	2835.4	2901.2	2956.4	3077.8
65°	183.5	185.1	202.4	263.9	449.0	897.5	2230.8	2980.5	3106.7	3233.4	3446.4
67.5°	152.5	152.5	165.1	196.6	280.8	407.5	1642.5	2689.3	2847.0	2998.4	3292.8
69°	141.4	142.0	151.4	173.0	235.0	265.0	1134.6	2280.2	2460.6	2670.3	3017.3
70°	136.2	134.6	143.5	161.4	212.9	209.3	831.2	1982.6	2122.5	2310.7	2709.8
72.5°	120.9	119.3	124.1	137.7	167.7	149.3	339.1	1066.8	1277.6	1488.4	1806.5
75°	107.8	106.2	109.9	116.2	130.4	114.1	170.3	446.9	541.0	699.3	964.8
77.5°	95.2	92.0	95.2	99.4	102.5	85.2	115.7	206.6	253.4	311.3	439.5
80°	86.2	83.1	86.8	84.6	80.4	65.7	76.8	120.4	133.5	159.8	209.3
82.5°	61.5	61.0	82.5	85.2	64.1	47.8	54.7	77.3	86.2	91.0	110.4
85°	37.9	36.3	47.8	61.0	65.2	30.0	35.2	45.7	47.8	52.1	61.5
87.5°	19.5	20.0	25.8	31.5	42.6	17.9	21.0	26.8	26.8	26.8	30.5
90°	4.7	5.8	7.9	11.0	8.9	4.7	7.9	6.3	7.4	6.3	7.4
92.5°	0.0	0.0	0.0	0.0	0.0	0.0	0.0	0.0	0.0	0.0	0.0
95°	0.0	0.0	0.0	0.0	0.0	0.0	0.0	0.0	0.0	0.0	0.0
97.5°	0.0	0.0	0.0	0.0	0.0	0.0	0.0	0.0	0.0	0.0	0.0
100°	0.0	0.0	0.0	0.0	0.0	0.0	0.0	0.0	0.0	0.0	0.0
102.5°	0.0	0.0	0.0	0.0	0.0	0.0	0.0	0.0	0.0	0.0	0.0
105°	0.0	0.0	0.0	0.0	0.0	0.0	0.0	0.0	0.0	0.0	0.0
107.5°	0.0	0.0	0.0	0.0	0.0	0.0	0.0	0.0	0.0	0.0	0.0



REPORT NUMBER: P226276

CATALOG NUMBER: ISW-AF-600-LED-E1-T2-7030

CANDELA DISTRIBUTION (continued):

	0°	5°	15°	25°	35°	45°	55°	60°	61°	62°	64°
110°	0.0	0.0	0.0	0.0	0.0	0.0	0.0	0.0	0.0	0.0	0.0
112.5°	0.0	0.0	0.0	0.0	0.0	0.0	0.0	0.0	0.0	0.0	0.0
115°	0.0	0.0	0.0	0.0	0.0	0.0	0.0	0.0	0.0	0.0	0.0
117.5°	0.0	0.0	0.0	0.0	0.0	0.0	0.0	0.0	0.0	0.0	0.0
120°	0.0	0.0	0.0	0.0	0.0	0.0	0.0	0.0	0.0	0.0	0.0
122.5°	0.0	0.0	0.0	0.0	0.0	0.0	0.0	0.0	0.0	0.0	0.0
125°	0.0	0.0	0.0	0.0	0.0	0.0	0.0	0.0	0.0	0.0	0.0
127.5°	0.0	0.0	0.0	0.0	0.0	0.0	0.0	0.0	0.0	0.0	0.0
130°	0.0	0.0	0.0	0.0	0.0	0.0	0.0	0.0	0.0	0.0	0.0
132.5°	0.0	0.0	0.0	0.0	0.0	0.0	0.0	0.0	0.0	0.0	0.0
135°	0.0	0.0	0.0	0.0	0.0	0.0	0.0	0.0	0.0	0.0	0.0
137.5°	0.0	0.0	0.0	0.0	0.0	0.0	0.0	0.0	0.0	0.0	0.0
140°	0.0	0.0	0.0	0.0	0.0	0.0	0.0	0.0	0.0	0.0	0.0
142.5°	0.0	0.0	0.0	0.0	0.0	0.0	0.0	0.0	0.0	0.0	0.0
145°	0.0	0.0	0.0	0.0	0.0	0.0	0.0	0.0	0.0	0.0	0.0
147.5°	0.0	0.0	0.0	0.0	0.0	0.0	0.0	0.0	0.0	0.0	0.0
150°	0.0	0.0	0.0	0.0	0.0	0.0	0.0	0.0	0.0	0.0	0.0
152.5°	0.0	0.0	0.0	0.0	0.0	0.0	0.0	0.0	0.0	0.0	0.0
155°	0.0	0.0	0.0	0.0	0.0	0.0	0.0	0.0	0.0	0.0	0.0
157.5°	0.0	0.0	0.0	0.0	0.0	0.0	0.0	0.0	0.0	0.0	0.0
160°	0.0	0.0	0.0	0.0	0.0	0.0	0.0	0.0	0.0	0.0	0.0
162.5°	0.0	0.0	0.0	0.0	0.0	0.0	0.0	0.0	0.0	0.0	0.0
165°	0.0	0.0	0.0	0.0	0.0	0.0	0.0	0.0	0.0	0.0	0.0
167.5°	0.0	0.0	0.0	0.0	0.0	0.0	0.0	0.0	0.0	0.0	0.0
170°	0.0	0.0	0.0	0.0	0.0	0.0	0.0	0.0	0.0	0.0	0.0
172.5°	0.0	0.0	0.0	0.0	0.0	0.0	0.0	0.0	0.0	0.0	0.0
175°	0.0	0.0	0.0	0.0	0.0	0.0	0.0	0.0	0.0	0.0	0.0
177.5°	0.0	0.0	0.0	0.0	0.0	0.0	0.0	0.0	0.0	0.0	0.0
180°	0.0	0.0	0.0	0.0	0.0	0.0	0.0	0.0	0.0	0.0	0.0



REPORT NUMBER: P226276
 CATALOG NUMBER: ISW-AF-600-LED-E1-T2-7030

CANDELA DISTRIBUTION (continued):

	65°	66°	67°	68°	69°	70°	71°	72°	73°	74°	75°
0°	503.7	503.7	503.7	503.7	503.7	503.7	503.7	503.7	503.7	503.7	503.7
2.5°	521.6	520.0	517.9	518.4	517.3	515.8	516.3	515.8	516.3	515.2	514.2
5°	536.8	535.8	532.6	532.1	531.0	530.0	528.4	526.8	526.3	525.2	523.1
7.5°	554.2	551.0	549.4	547.3	544.7	540.5	540.0	537.9	536.3	535.2	532.6
10°	572.0	568.3	566.2	563.6	561.0	558.4	555.7	552.0	548.4	547.3	544.2
12.5°	598.8	594.1	589.9	585.7	583.1	578.3	574.7	569.9	566.2	564.7	559.4
15°	628.3	622.0	617.8	614.6	610.4	606.2	601.5	597.3	591.5	586.8	582.0
17.5°	663.0	657.2	654.0	648.3	643.0	638.3	634.6	629.3	624.6	616.2	612.0
20°	708.7	704.0	700.3	694.0	688.2	683.5	680.3	669.3	663.0	655.6	648.8
22.5°	751.3	751.8	748.2	744.0	740.3	734.0	728.7	720.8	712.9	704.0	694.5
25°	797.6	801.8	802.3	801.3	799.2	791.8	789.2	781.3	775.0	760.3	756.0
27.5°	849.1	853.8	859.6	867.0	868.6	860.7	864.4	856.5	845.4	839.1	825.4
30°	899.1	912.2	924.3	932.7	938.0	941.6	939.0	936.4	929.0	918.5	906.4
32.5°	963.2	976.9	989.0	1007.4	1016.8	1028.4	1026.3	1027.3	1024.7	1014.2	1000.0
35°	1027.9	1040.0	1055.7	1067.8	1091.0	1103.6	1114.1	1113.6	1113.6	1107.3	1093.6
37.5°	1085.2	1092.0	1105.2	1125.1	1140.4	1160.4	1177.2	1184.0	1195.1	1195.6	1180.9
40°	1145.1	1151.9	1161.9	1176.7	1193.5	1217.1	1239.7	1261.8	1272.3	1283.4	1277.6
42.5°	1209.8	1217.1	1224.5	1234.0	1258.1	1276.5	1307.0	1337.0	1358.6	1381.2	1378.5
45°	1273.9	1282.3	1292.8	1307.0	1328.6	1358.6	1388.0	1421.7	1471.1	1497.9	1516.3
47.5°	1346.5	1360.1	1379.6	1402.2	1419.6	1450.6	1487.9	1540.0	1589.9	1636.2	1665.1
50°	1455.8	1461.1	1492.6	1514.7	1547.8	1579.4	1616.7	1662.5	1727.1	1774.4	1820.7
52.5°	1584.6	1604.6	1636.2	1661.4	1687.7	1719.2	1757.6	1798.6	1862.8	1915.9	1975.8
55°	1750.8	1779.2	1806.5	1820.2	1857.0	1885.4	1916.4	1956.9	2025.8	2083.6	2154.0
57.5°	1949.0	1977.4	1990.5	2010.5	2026.3	2057.8	2099.9	2127.2	2188.2	2248.2	2322.8
60°	2355.9	2338.1	2353.8	2322.8	2318.1	2320.7	2329.7	2350.7	2384.9	2440.6	2519.5
62.5°	3090.4	3064.7	2996.3	2971.6	2923.8	2859.1	2798.1	2789.7	2771.8	2813.9	2863.3
65°	3519.4	3613.0	3623.0	3649.3	3630.4	3579.9	3508.4	3485.3	3427.4	3387.0	3384.3
67.5°	3416.4	3556.8	3644.6	3755.5	3817.0	3877.0	3892.7	3913.2	3875.9	3857.5	3862.8
69°	3129.9	3234.0	3430.6	3506.3	3603.6	3683.5	3788.6	3807.0	3843.3	3848.6	3918.5
70°	2845.9	2998.9	3111.5	3225.0	3359.6	3447.4	3494.7	3572.6	3662.5	3706.6	3782.3
72.5°	2046.3	2096.2	2176.1	2323.3	2360.7	2451.6	2544.7	2610.9	2716.6	2791.3	2969.5
75°	1104.1	1134.1	1259.7	1343.3	1365.4	1395.4	1463.7	1480.0	1519.5	1543.6	1715.0
77.5°	504.2	549.9	566.2	612.0	586.2	598.8	615.1	611.5	622.5	675.1	735.0
80°	232.4	241.3	247.6	266.6	267.6	263.4	265.0	262.4	260.3	268.7	275.0
82.5°	113.0	126.7	126.7	138.3	144.1	142.5	145.6	144.6	146.7	144.6	151.4
85°	66.2	66.2	71.5	77.8	76.8	78.9	78.9	83.1	83.6	84.6	84.6
87.5°	31.0	34.2	35.8	38.4	39.4	41.0	42.1	42.1	42.6	41.5	42.6
90°	7.9	7.9	13.1	13.1	14.2	15.8	13.7	14.7	18.4	13.7	17.4
92.5°	0.0	0.0	0.0	0.0	0.0	0.0	0.0	0.0	0.0	0.0	0.0
95°	0.0	0.0	0.0	0.0	0.0	0.0	0.0	0.0	0.0	0.0	0.0
97.5°	0.0	0.0	0.0	0.0	0.0	0.0	0.0	0.0	0.0	0.0	0.0
100°	0.0	0.0	0.0	0.0	0.0	0.0	0.0	0.0	0.0	0.0	0.0
102.5°	0.0	0.0	0.0	0.0	0.0	0.0	0.0	0.0	0.0	0.0	0.0
105°	0.0	0.0	0.0	0.0	0.0	0.0	0.0	0.0	0.0	0.0	0.0
107.5°	0.0	0.0	0.0	0.0	0.0	0.0	0.0	0.0	0.0	0.0	0.0



REPORT NUMBER: P226276

CATALOG NUMBER: ISW-AF-600-LED-E1-T2-7030

CANDELA DISTRIBUTION (continued):

	65°	66°	67°	68°	69°	70°	71°	72°	73°	74°	75°
110°	0.0	0.0	0.0	0.0	0.0	0.0	0.0	0.0	0.0	0.0	0.0
112.5°	0.0	0.0	0.0	0.0	0.0	0.0	0.0	0.0	0.0	0.0	0.0
115°	0.0	0.0	0.0	0.0	0.0	0.0	0.0	0.0	0.0	0.0	0.0
117.5°	0.0	0.0	0.0	0.0	0.0	0.0	0.0	0.0	0.0	0.0	0.0
120°	0.0	0.0	0.0	0.0	0.0	0.0	0.0	0.0	0.0	0.0	0.0
122.5°	0.0	0.0	0.0	0.0	0.0	0.0	0.0	0.0	0.0	0.0	0.0
125°	0.0	0.0	0.0	0.0	0.0	0.0	0.0	0.0	0.0	0.0	0.0
127.5°	0.0	0.0	0.0	0.0	0.0	0.0	0.0	0.0	0.0	0.0	0.0
130°	0.0	0.0	0.0	0.0	0.0	0.0	0.0	0.0	0.0	0.0	0.0
132.5°	0.0	0.0	0.0	0.0	0.0	0.0	0.0	0.0	0.0	0.0	0.0
135°	0.0	0.0	0.0	0.0	0.0	0.0	0.0	0.0	0.0	0.0	0.0
137.5°	0.0	0.0	0.0	0.0	0.0	0.0	0.0	0.0	0.0	0.0	0.0
140°	0.0	0.0	0.0	0.0	0.0	0.0	0.0	0.0	0.0	0.0	0.0
142.5°	0.0	0.0	0.0	0.0	0.0	0.0	0.0	0.0	0.0	0.0	0.0
145°	0.0	0.0	0.0	0.0	0.0	0.0	0.0	0.0	0.0	0.0	0.0
147.5°	0.0	0.0	0.0	0.0	0.0	0.0	0.0	0.0	0.0	0.0	0.0
150°	0.0	0.0	0.0	0.0	0.0	0.0	0.0	0.0	0.0	0.0	0.0
152.5°	0.0	0.0	0.0	0.0	0.0	0.0	0.0	0.0	0.0	0.0	0.0
155°	0.0	0.0	0.0	0.0	0.0	0.0	0.0	0.0	0.0	0.0	0.0
157.5°	0.0	0.0	0.0	0.0	0.0	0.0	0.0	0.0	0.0	0.0	0.0
160°	0.0	0.0	0.0	0.0	0.0	0.0	0.0	0.0	0.0	0.0	0.0
162.5°	0.0	0.0	0.0	0.0	0.0	0.0	0.0	0.0	0.0	0.0	0.0
165°	0.0	0.0	0.0	0.0	0.0	0.0	0.0	0.0	0.0	0.0	0.0
167.5°	0.0	0.0	0.0	0.0	0.0	0.0	0.0	0.0	0.0	0.0	0.0
170°	0.0	0.0	0.0	0.0	0.0	0.0	0.0	0.0	0.0	0.0	0.0
172.5°	0.0	0.0	0.0	0.0	0.0	0.0	0.0	0.0	0.0	0.0	0.0
175°	0.0	0.0	0.0	0.0	0.0	0.0	0.0	0.0	0.0	0.0	0.0
177.5°	0.0	0.0	0.0	0.0	0.0	0.0	0.0	0.0	0.0	0.0	0.0
180°	0.0	0.0	0.0	0.0	0.0	0.0	0.0	0.0	0.0	0.0	0.0



REPORT NUMBER: P226276

CATALOG NUMBER: ISW-AF-600-LED-E1-T2-7030

CANDELA DISTRIBUTION (continued):

	76°	77°	78°	79°	80°	81°	82°	83°	84°	85°	86°
0°	503.7	503.7	503.7	503.7	503.7	503.7	503.7	503.7	503.7	503.7	503.7
2.5°	513.1	514.2	513.7	511.6	511.0	511.0	510.0	509.5	508.4	507.9	508.9
5°	522.6	522.6	521.0	518.9	516.8	516.3	515.8	513.1	512.1	511.0	510.0
7.5°	531.5	530.5	528.4	524.7	522.6	522.1	520.0	517.3	514.7	512.6	511.6
10°	541.0	540.0	535.8	533.1	528.9	528.4	524.7	521.6	518.9	516.3	514.2
12.5°	554.7	553.6	548.9	542.6	539.4	537.3	532.6	528.9	525.2	522.1	518.4
15°	575.7	571.5	568.3	562.0	557.3	553.1	547.3	542.1	536.8	531.5	528.4
17.5°	605.2	599.4	591.0	587.3	581.0	574.1	566.2	562.6	555.7	549.4	543.1
20°	643.5	637.7	624.6	619.9	610.9	600.9	594.6	586.8	581.0	571.0	564.1
22.5°	686.1	680.9	668.2	655.6	647.2	639.3	629.3	619.3	608.3	598.8	591.5
25°	741.3	733.4	722.4	709.8	697.2	686.1	672.4	658.3	648.8	635.6	625.1
27.5°	816.5	802.8	784.4	770.8	760.8	744.0	727.1	714.5	699.8	682.4	670.9
30°	898.0	882.8	869.1	853.3	836.5	820.2	797.1	778.7	762.9	744.5	725.6
32.5°	988.4	975.3	955.8	935.3	916.9	896.4	879.6	860.1	832.8	813.4	793.4
35°	1079.4	1064.1	1044.2	1026.8	1005.8	984.8	965.8	940.1	915.4	887.5	859.6
37.5°	1167.2	1154.0	1132.0	1105.7	1087.3	1064.7	1045.2	1017.9	988.4	957.4	936.4
40°	1265.0	1244.0	1228.7	1198.2	1179.3	1154.0	1126.2	1105.2	1076.8	1043.1	1013.1
42.5°	1377.0	1362.2	1346.0	1321.2	1301.3	1271.3	1236.1	1209.3	1183.0	1143.0	1101.5
45°	1518.9	1509.5	1482.6	1462.7	1435.9	1404.3	1373.8	1341.2	1299.7	1253.4	1215.6
47.5°	1689.3	1681.9	1657.7	1629.3	1594.1	1551.5	1523.1	1478.4	1443.2	1385.4	1340.2
50°	1843.8	1847.5	1834.4	1790.7	1759.2	1716.6	1671.9	1633.0	1578.9	1518.9	1461.1
52.5°	2028.4	2024.7	1991.6	1967.4	1930.1	1878.5	1829.7	1779.7	1720.3	1658.3	1586.2
55°	2205.0	2216.1	2193.0	2158.8	2113.6	2041.5	1992.1	1927.4	1864.9	1796.5	1713.5
57.5°	2376.4	2411.7	2393.8	2353.3	2307.0	2255.0	2189.8	2117.2	2052.6	1963.2	1869.6
60°	2589.9	2636.7	2644.1	2617.8	2567.3	2506.8	2421.1	2364.4	2275.5	2193.0	2120.9
62.5°	2918.5	3024.7	3018.4	3031.0	2995.3	2957.9	2857.5	2796.5	2680.9	2621.4	2521.0
65°	3467.4	3545.7	3639.8	3636.7	3612.0	3522.6	3418.5	3316.5	3240.3	3123.0	3018.4
67.5°	3928.0	3992.6	4048.4	4019.4	3962.7	3862.2	3740.3	3598.3	3482.1	3352.8	3215.6
69°	3971.1	4049.9	4082.5	4046.8	3944.8	3813.9	3694.5	3562.6	3402.7	3291.8	3124.6
70°	3855.4	3933.2	3998.9	3906.9	3813.4	3685.6	3555.2	3418.0	3275.0	3155.6	2986.9
72.5°	3062.6	3150.4	3141.4	3131.4	3056.8	2929.0	2809.1	2735.5	2635.1	2491.1	2369.1
75°	1780.8	1821.2	1750.3	1824.9	1735.5	1606.7	1623.6	1540.5	1466.9	1383.8	1319.7
77.5°	699.3	735.0	697.7	685.6	645.6	636.7	569.9	577.8	544.7	479.5	449.5
80°	265.0	269.7	263.4	250.3	247.6	232.4	228.2	213.5	206.6	185.1	177.2
82.5°	142.5	145.1	140.9	136.7	133.5	124.6	118.8	107.8	101.5	94.6	94.1
85°	82.0	79.9	77.8	75.7	71.0	65.7	61.5	57.3	52.6	48.9	45.2
87.5°	43.1	43.6	44.2	42.1	38.9	34.7	32.1	30.5	26.8	25.2	23.7
90°	14.2	10.5	12.1	15.2	14.2	11.6	11.0	9.5	7.9	7.9	6.3
92.5°	0.0	0.0	0.0	0.0	0.0	0.0	0.0	0.0	0.0	0.0	0.0
95°	0.0	0.0	0.0	0.0	0.0	0.0	0.0	0.0	0.0	0.0	0.0
97.5°	0.0	0.0	0.0	0.0	0.0	0.0	0.0	0.0	0.0	0.0	0.0
100°	0.0	0.0	0.0	0.0	0.0	0.0	0.0	0.0	0.0	0.0	0.0
102.5°	0.0	0.0	0.0	0.0	0.0	0.0	0.0	0.0	0.0	0.0	0.0
105°	0.0	0.0	0.0	0.0	0.0	0.0	0.0	0.0	0.0	0.0	0.0
107.5°	0.0	0.0	0.0	0.0	0.0	0.0	0.0	0.0	0.0	0.0	0.0



REPORT NUMBER: P226276
 CATALOG NUMBER: ISW-AF-600-LED-E1-T2-7030

REPORT N
 CATALOG

CANDELA DISTRIBUTION (continued):

CANDELA

	76°	77°	78°	79°	80°	81°	82°	83°	84°	85°	86°	
110°	0.0	0.0	0.0	0.0	0.0	0.0	0.0	0.0	0.0	0.0	0.0	0°
112.5°	0.0	0.0	0.0	0.0	0.0	0.0	0.0	0.0	0.0	0.0	0.0	2.5°
115°	0.0	0.0	0.0	0.0	0.0	0.0	0.0	0.0	0.0	0.0	0.0	5°
117.5°	0.0	0.0	0.0	0.0	0.0	0.0	0.0	0.0	0.0	0.0	0.0	7.5°
120°	0.0	0.0	0.0	0.0	0.0	0.0	0.0	0.0	0.0	0.0	0.0	10°
122.5°	0.0	0.0	0.0	0.0	0.0	0.0	0.0	0.0	0.0	0.0	0.0	12.5°
125°	0.0	0.0	0.0	0.0	0.0	0.0	0.0	0.0	0.0	0.0	0.0	15°
127.5°	0.0	0.0	0.0	0.0	0.0	0.0	0.0	0.0	0.0	0.0	0.0	17.5°
130°	0.0	0.0	0.0	0.0	0.0	0.0	0.0	0.0	0.0	0.0	0.0	20°
132.5°	0.0	0.0	0.0	0.0	0.0	0.0	0.0	0.0	0.0	0.0	0.0	22.5°
135°	0.0	0.0	0.0	0.0	0.0	0.0	0.0	0.0	0.0	0.0	0.0	25°
137.5°	0.0	0.0	0.0	0.0	0.0	0.0	0.0	0.0	0.0	0.0	0.0	27.5°
140°	0.0	0.0	0.0	0.0	0.0	0.0	0.0	0.0	0.0	0.0	0.0	30°
142.5°	0.0	0.0	0.0	0.0	0.0	0.0	0.0	0.0	0.0	0.0	0.0	32.5°
145°	0.0	0.0	0.0	0.0	0.0	0.0	0.0	0.0	0.0	0.0	0.0	35°
147.5°	0.0	0.0	0.0	0.0	0.0	0.0	0.0	0.0	0.0	0.0	0.0	37.5°
150°	0.0	0.0	0.0	0.0	0.0	0.0	0.0	0.0	0.0	0.0	0.0	40°
152.5°	0.0	0.0	0.0	0.0	0.0	0.0	0.0	0.0	0.0	0.0	0.0	42.5°
155°	0.0	0.0	0.0	0.0	0.0	0.0	0.0	0.0	0.0	0.0	0.0	45°
157.5°	0.0	0.0	0.0	0.0	0.0	0.0	0.0	0.0	0.0	0.0	0.0	47.5°
160°	0.0	0.0	0.0	0.0	0.0	0.0	0.0	0.0	0.0	0.0	0.0	50°
162.5°	0.0	0.0	0.0	0.0	0.0	0.0	0.0	0.0	0.0	0.0	0.0	52.5°
165°	0.0	0.0	0.0	0.0	0.0	0.0	0.0	0.0	0.0	0.0	0.0	55°
167.5°	0.0	0.0	0.0	0.0	0.0	0.0	0.0	0.0	0.0	0.0	0.0	57.5°
170°	0.0	0.0	0.0	0.0	0.0	0.0	0.0	0.0	0.0	0.0	0.0	60°
172.5°	0.0	0.0	0.0	0.0	0.0	0.0	0.0	0.0	0.0	0.0	0.0	62.5°
175°	0.0	0.0	0.0	0.0	0.0	0.0	0.0	0.0	0.0	0.0	0.0	65°
177.5°	0.0	0.0	0.0	0.0	0.0	0.0	0.0	0.0	0.0	0.0	0.0	67.5°
180°	0.0	0.0	0.0	0.0	0.0	0.0	0.0	0.0	0.0	0.0	0.0	69°
												70°
												72.5°
												75°
												77.5°
												80°
												82.5°
												85°
												87.5°
												90°
												92.5°
												95°
												97.5°
												100°
												102.5°
												105°
												107.5°

NUMBER: P226276
 NUMBER: ISW-AF-600-LED-E1-T2-7030

REPORT NUMBER: P
 CATALOG NUMBER:

DISTRIBUTION (continued):

CANDELA DISTRIBUTION

87°	88°	89°	90°	95°	105°	115°	125°	135°	145°	155°	110°	87°
503.7	503.7	503.7	503.7	503.7	503.7	503.7	503.7	503.7	503.7	503.7	110°	0.0
507.4	507.4	505.8	504.7	501.1	494.7	488.4	482.6	474.8	471.6	467.4	112.5°	0.0
508.9	507.9	506.3	504.2	496.8	482.1	466.9	450.6	433.8	418.5	400.6	115°	0.0
510.0	507.9	505.8	503.2	492.6	470.0	439.5	407.5	377.5	354.9	345.4	117.5°	0.0
510.5	508.9	506.3	502.6	487.9	454.3	405.4	359.1	332.8	323.9	322.3	120°	0.0
516.3	513.7	509.5	505.3	485.8	436.9	367.0	322.8	312.3	316.5	323.9	122.5°	0.0
523.7	520.5	515.2	511.0	484.8	414.3	329.7	302.3	306.0	317.6	329.7	125°	0.0
536.8	531.5	525.8	521.6	486.9	386.4	299.7	291.8	302.8	317.6	333.9	127.5°	0.0
556.3	548.9	542.1	534.7	490.0	351.7	281.8	285.0	298.1	313.9	331.8	130°	0.0
580.4	572.0	562.6	551.5	493.7	321.8	271.8	277.6	289.7	303.4	318.1	132.5°	0.0
613.0	601.5	589.4	575.7	498.9	289.2	262.9	269.2	276.6	284.4	291.8	135°	0.0
654.0	638.3	625.1	606.7	504.2	267.1	255.5	257.6	259.2	260.3	259.7	137.5°	0.0
708.7	684.5	669.3	646.7	510.0	255.5	247.1	244.5	241.9	238.2	234.0	140°	0.0
766.6	746.6	722.4	693.5	513.7	247.6	239.2	230.8	223.4	219.8	219.8	142.5°	0.0
833.9	809.1	778.7	742.4	508.9	239.2	228.7	217.7	213.5	218.2	216.6	145°	0.0
901.2	867.0	833.3	791.8	497.4	229.8	217.1	211.4	214.5	208.2	204.5	147.5°	0.0
975.3	937.4	890.6	842.3	480.5	219.8	211.4	214.5	203.5	196.1	199.3	150°	0.0
1058.4	1013.7	963.2	897.5	469.5	213.5	202.4	205.0	195.6	190.3	188.7	152.5°	0.0
1171.4	1107.8	1046.3	969.0	477.9	203.5	185.1	195.6	190.3	185.6	181.4	155°	0.0
1282.3	1214.5	1142.0	1051.0	492.6	196.1	171.4	185.6	189.3	181.4	173.5	157.5°	0.0
1393.8	1321.8	1237.1	1135.6	510.5	191.4	160.9	173.5	186.6	177.2	170.9	160°	0.0
1511.0	1420.1	1333.3	1224.0	533.6	186.6	152.5	163.0	181.9	177.2	167.7	162.5°	0.0
1634.1	1526.8	1440.1	1321.8	574.1	179.8	142.0	154.6	177.2	176.7	164.6	165°	0.0
1777.1	1681.4	1569.9	1449.5	630.4	171.9	132.5	148.3	173.0	174.6	160.9	167.5°	0.0
2020.5	1921.7	1787.1	1672.4	741.8	161.4	126.7	142.0	166.1	170.3	157.7	170°	0.0
2415.3	2280.8	2157.2	2049.9	932.7	146.7	122.5	135.1	158.8	165.1	155.1	172.5°	0.0
2868.0	2736.6	2587.3	2406.9	1038.9	133.0	116.7	126.7	151.4	159.8	152.5	175°	0.0
3060.5	2888.5	2707.1	2493.2	937.4	122.0	110.4	118.8	143.0	152.5	148.8	177.5°	0.0
2972.1	2798.1	2587.3	2377.5	815.5	116.2	106.7	114.6	136.7	147.7	145.1	180°	0.0
2818.6	2643.5	2455.3	2203.5	728.2	113.0	104.1	112.0	134.1	145.1	143.0		
2229.2	2073.1	1899.6	1707.7	496.3	102.5	95.7	104.1	123.6	135.6	135.1		
1181.4	1135.6	1007.4	894.8	257.1	91.5	86.8	95.2	114.1	126.7	126.7		
425.3	385.9	369.1	306.5	136.7	79.9	77.8	84.1	103.6	115.7	115.1		
160.9	156.7	140.4	131.4	86.8	65.2	65.7	72.0	91.0	102.5	102.0		
91.0	82.5	79.9	77.3	55.2	51.5	54.2	60.5	77.8	87.8	89.4		
43.6	40.5	39.4	36.8	36.3	39.4	42.6	47.8	62.0	74.1	72.6		
21.0	20.0	19.5	18.9	25.8	25.2	31.0	33.1	41.5	58.9	53.1		
6.8	6.8	6.3	5.3	7.4	8.4	10.0	14.2	17.4	34.2	27.9		
0.0	0.0	0.0	0.0	0.0	0.0	0.0	0.0	0.0	0.0	0.0		
0.0	0.0	0.0	0.0	0.0	0.0	0.0	0.0	0.0	0.0	0.0		
0.0	0.0	0.0	0.0	0.0	0.0	0.0	0.0	0.0	0.0	0.0		
0.0	0.0	0.0	0.0	0.0	0.0	0.0	0.0	0.0	0.0	0.0		
0.0	0.0	0.0	0.0	0.0	0.0	0.0	0.0	0.0	0.0	0.0		
0.0	0.0	0.0	0.0	0.0	0.0	0.0	0.0	0.0	0.0	0.0		
0.0	0.0	0.0	0.0	0.0	0.0	0.0	0.0	0.0	0.0	0.0		
0.0	0.0	0.0	0.0	0.0	0.0	0.0	0.0	0.0	0.0	0.0		
0.0	0.0	0.0	0.0	0.0	0.0	0.0	0.0	0.0	0.0	0.0		
0.0	0.0	0.0	0.0	0.0	0.0	0.0	0.0	0.0	0.0	0.0		
0.0	0.0	0.0	0.0	0.0	0.0	0.0	0.0	0.0	0.0	0.0		

'226276
 ISW-AF-600-LED-E1-T2-7030

REPORT NUMBER: P226276
 CATALOG NUMBER: ISW-AF-60

TION (continued):

CANDELA DISTRIBUTION (con

88°	89°	90°	95°	105°	115°	125°	135°	145°	155°		165°	175°
0.0	0.0	0.0	0.0	0.0	0.0	0.0	0.0	0.0	0.0	0°	503.7	503.7
0.0	0.0	0.0	0.0	0.0	0.0	0.0	0.0	0.0	0.0	2.5°	463.7	456.4
0.0	0.0	0.0	0.0	0.0	0.0	0.0	0.0	0.0	0.0	5°	387.5	386.4
0.0	0.0	0.0	0.0	0.0	0.0	0.0	0.0	0.0	0.0	7.5°	339.6	332.8
0.0	0.0	0.0	0.0	0.0	0.0	0.0	0.0	0.0	0.0	10°	323.9	323.3
0.0	0.0	0.0	0.0	0.0	0.0	0.0	0.0	0.0	0.0	12.5°	330.7	332.3
0.0	0.0	0.0	0.0	0.0	0.0	0.0	0.0	0.0	0.0	15°	339.6	342.8
0.0	0.0	0.0	0.0	0.0	0.0	0.0	0.0	0.0	0.0	17.5°	345.4	351.2
0.0	0.0	0.0	0.0	0.0	0.0	0.0	0.0	0.0	0.0	20°	343.8	350.7
0.0	0.0	0.0	0.0	0.0	0.0	0.0	0.0	0.0	0.0	22.5°	326.5	329.7
0.0	0.0	0.0	0.0	0.0	0.0	0.0	0.0	0.0	0.0	25°	295.5	296.5
0.0	0.0	0.0	0.0	0.0	0.0	0.0	0.0	0.0	0.0	27.5°	258.1	257.1
0.0	0.0	0.0	0.0	0.0	0.0	0.0	0.0	0.0	0.0	30°	231.9	225.0
0.0	0.0	0.0	0.0	0.0	0.0	0.0	0.0	0.0	0.0	32.5°	219.8	215.6
0.0	0.0	0.0	0.0	0.0	0.0	0.0	0.0	0.0	0.0	35°	211.4	204.5
0.0	0.0	0.0	0.0	0.0	0.0	0.0	0.0	0.0	0.0	37.5°	219.2	218.7
0.0	0.0	0.0	0.0	0.0	0.0	0.0	0.0	0.0	0.0	40°	226.6	225.6
0.0	0.0	0.0	0.0	0.0	0.0	0.0	0.0	0.0	0.0	42.5°	214.0	204.5
0.0	0.0	0.0	0.0	0.0	0.0	0.0	0.0	0.0	0.0	45°	190.9	179.8
0.0	0.0	0.0	0.0	0.0	0.0	0.0	0.0	0.0	0.0	47.5°	175.1	168.8
0.0	0.0	0.0	0.0	0.0	0.0	0.0	0.0	0.0	0.0	50°	167.7	165.6
0.0	0.0	0.0	0.0	0.0	0.0	0.0	0.0	0.0	0.0	52.5°	165.6	170.9
0.0	0.0	0.0	0.0	0.0	0.0	0.0	0.0	0.0	0.0	55°	164.6	170.3
0.0	0.0	0.0	0.0	0.0	0.0	0.0	0.0	0.0	0.0	57.5°	157.2	167.2
0.0	0.0	0.0	0.0	0.0	0.0	0.0	0.0	0.0	0.0	60°	151.9	164.0
0.0	0.0	0.0	0.0	0.0	0.0	0.0	0.0	0.0	0.0	62.5°	148.8	162.5
0.0	0.0	0.0	0.0	0.0	0.0	0.0	0.0	0.0	0.0	65°	146.2	163.5
0.0	0.0	0.0	0.0	0.0	0.0	0.0	0.0	0.0	0.0	67.5°	142.0	166.7
0.0	0.0	0.0	0.0	0.0	0.0	0.0	0.0	0.0	0.0	69°	139.9	166.1
										70°	137.7	164.6
										72.5°	130.4	151.9
										75°	121.5	134.1
										77.5°	109.9	115.1
										80°	97.3	100.4
										82.5°	84.6	96.7
										85°	66.2	82.0
										87.5°	48.9	45.2
										90°	27.9	20.5
										92.5°	0.0	0.0
										95°	0.0	0.0
										97.5°	0.0	0.0
										100°	0.0	0.0
										102.5°	0.0	0.0
										105°	0.0	0.0
										107.5°	0.0	0.0



REPORT NUMBER: P226276

CATALOG NUMBER: ISW-AF-600-LED-E1-

00-LED-E1-T2-7030

tinued):

180°
503.7
457.9
383.3
333.3
324.9
331.2
343.8
353.3
352.3
332.3
297.6
261.3
230.3
220.3
207.7
221.3
227.7
206.6
179.8
167.7
164.6
172.4
169.8
167.7
164.6
161.9
161.4
162.5
160.4
157.7
142.0
127.8
115.1
101.5
85.7
64.1
48.9
17.4
0.0
0.0
0.0
0.0
0.0
0.0
0.0
0.0
0.0

CANDELA DISTRIBUTION (continued):

	165°	175°	180°
110°	0.0	0.0	0.0
112.5°	0.0	0.0	0.0
115°	0.0	0.0	0.0
117.5°	0.0	0.0	0.0
120°	0.0	0.0	0.0
122.5°	0.0	0.0	0.0
125°	0.0	0.0	0.0
127.5°	0.0	0.0	0.0
130°	0.0	0.0	0.0
132.5°	0.0	0.0	0.0
135°	0.0	0.0	0.0
137.5°	0.0	0.0	0.0
140°	0.0	0.0	0.0
142.5°	0.0	0.0	0.0
145°	0.0	0.0	0.0
147.5°	0.0	0.0	0.0
150°	0.0	0.0	0.0
152.5°	0.0	0.0	0.0
155°	0.0	0.0	0.0
157.5°	0.0	0.0	0.0
160°	0.0	0.0	0.0
162.5°	0.0	0.0	0.0
165°	0.0	0.0	0.0
167.5°	0.0	0.0	0.0
170°	0.0	0.0	0.0
172.5°	0.0	0.0	0.0
175°	0.0	0.0	0.0
177.5°	0.0	0.0	0.0
180°	0.0	0.0	0.0

(END OF F

Cooper Lighting Solutions Photometric Lab
1121 Highway 74 South
Peachtree City, GA 30269

Scaled Data Report

